

Différences entre les larves d'*Aeshna* et d'*Anax*

Détails de la clef de différenciation des genres. Source :

<http://www.waterbugkey.vcsu.edu/php/genuskey.php?idnum=13&o=Aeshnidae1L&type=genus>

Genus *Aeshna* - The eyes are much shorter than they are wide (Fig. 1). There are lateral spines on abdominal segments 6 through 9 (Fig. 2). Overall body in Figure 3.

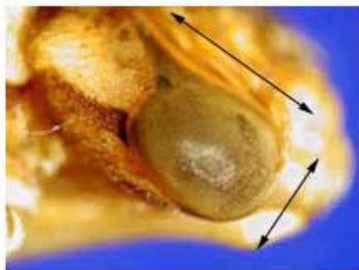


Figure 1 - Eye of *Aeshna*




Figure 2 - Lateral spines of *Aeshna*



Figure 3 - *Aeshna* larvae

Genus *Anax* - The eyes are roughly as long as they are wide (Fig. 4). There are lateral spines on abdominal segments 7 through 9 (Fig. 5). Overall body in Figure 6.

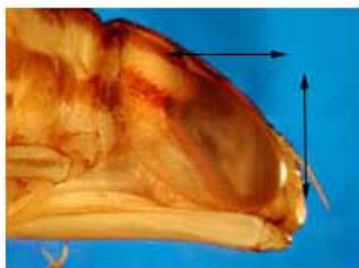


Figure 4 - Eye of *Anax*



Figure 5 - Lateral spines on segments 7 through 9 on *Anax*



Figure 6 - *Anax* larvae



Photographies de larves d'*Aeshna* à gauche et d'*Anax* à droite. Remarquez la forme des yeux et le nombre d'épines sur l'abdomen. Sources: différents sites internet.